



## Accessing Your NECC Noodle Tools Account

<http://www.necc.mass.edu/departments/library/NoodleTools.htm>

- If you are *off campus*, you will need your NECC library card number to access Noodle Tools. You are automatically authenticated when you are on campus.
- Your library card number is the group of numbers beneath the barcode, and should look like this: **2 0385 00xxx xxxx**
- Once you are authenticated as an NECC student, you will see the main Noodle Tools sign-in page.

If you **already have a Noodle Tools account**, enter your Personal ID and Password in the provided fields to access your account:

Home Software Tools Blog Teacher Resources About Us Current Users: Sign In

NoodleTools

Access

- ▶ Sign In
- ▶ New User Registration
- ▶ Retrieve Lost Password
- ▶ Account Administration
- ▶ Help

### Register or Sign In

You have been automatically authenticated into the Northern Essex Community College subscription.

You'll need your own **Personal ID** so that the NoodleTools system can keep your work separate from the other users at your school or library.

[Create a Personal ID](#)

**Already Have a Personal ID?**

If you are a returning user, enter your Personal ID and password to sign in to your NoodleTools account. If you are a new user, you should [choose a Personal ID](#) now.

Personal ID:

Password:

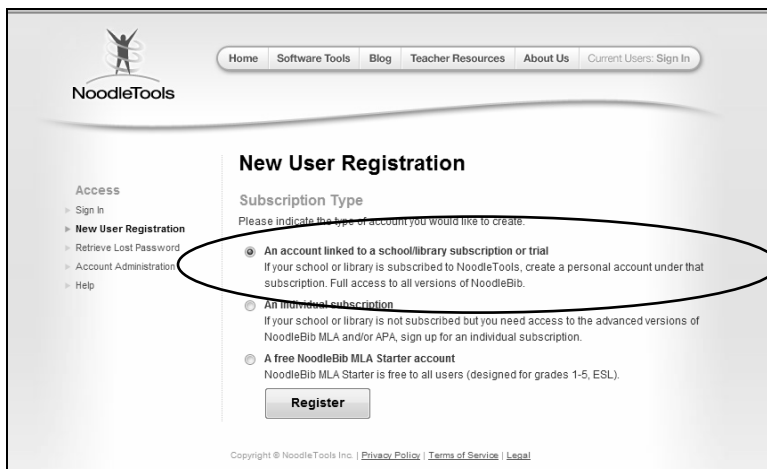
[I forgot my password](#)

Remember me (this is my personal computer)

If you do not already have a Noodle Tools account, click the “Create a Personal ID” button.

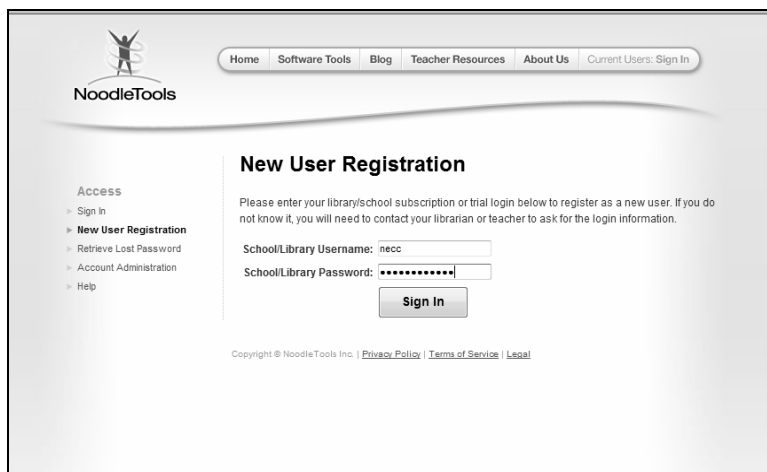
## Creating a Noodle Tools Account

- Choose: “An account linked to a school/library subscription or trial.”
- Click: “Register”



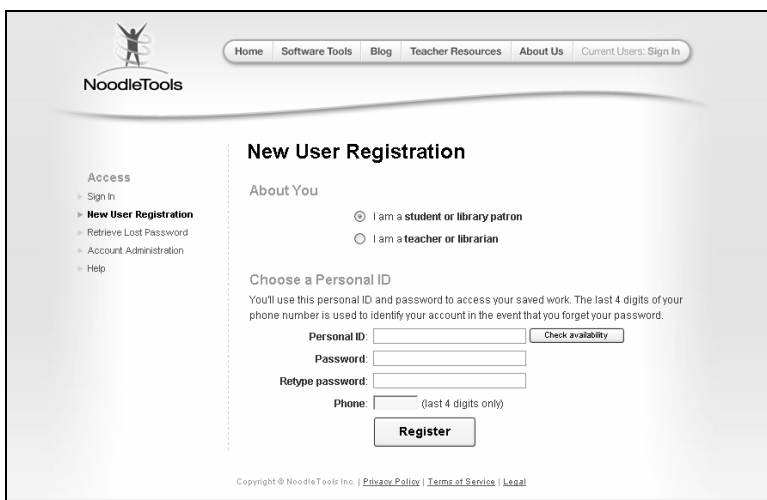
The screenshot shows the NoodleTools website's 'New User Registration' page. The navigation bar includes links for Home, Software Tools, Blog, Teacher Resources, About Us, and Current Users: Sign In. The left sidebar has an 'Access' menu with options: Sign In, New User Registration (highlighted), Retrieve Lost Password, Account Administration, and Help. The main content area is titled 'New User Registration' and asks the user to 'Please indicate the type of account you would like to create.' Three radio button options are listed: 'An account linked to a school/library subscription or trial' (which is circled in red), 'An individual subscription', and 'A free NoodleBib MLA Starter account'. A 'Register' button is located below these options. At the bottom, there is a copyright notice for NoodleTools Inc. and links for Privacy Policy, Terms of Service, and Legal.

- Enter: “necc” in the School/Library Username field.
- Enter: “neccstudent2” in the School/Library Password field.
- Click: “Sign In”



The screenshot shows the NoodleTools website's 'New User Registration' page. The navigation bar and sidebar are the same as in the previous screenshot. The main content area is titled 'New User Registration' and asks the user to 'Please enter your library/school subscription or trial login below to register as a new user. If you do not know it, you will need to contact your librarian or teacher to ask for the login information.' There are two input fields: 'School/Library Username:' containing the text 'necc' and 'School/Library Password:' containing 'neccstudent2'. A 'Sign In' button is located below these fields. At the bottom, there is a copyright notice for NoodleTools Inc. and links for Privacy Policy, Terms of Service, and Legal.

- Click: “I am a student or library patron”.
- Choose a Personal ID (something easy to remember, i.e. first initial and last name – “jsmith”).
- Choose a password (at least 6 characters) and re-type it to confirm.
- Enter the last 4 digits of your phone number.
- Click: “Register”.



The screenshot shows the NoodleTools website's 'New User Registration' page. The navigation bar and sidebar are the same as in the previous screenshots. The main content area is titled 'New User Registration' and has an 'About You' section with two radio button options: 'I am a student or library patron' (which is selected) and 'I am a teacher or librarian'. Below this is a 'Choose a Personal ID' section with the text: 'You'll use this personal ID and password to access your saved work. The last 4 digits of your phone number is used to identify your account in the event that you forget your password.' There are four input fields: 'Personal ID:', 'Password:', 'Retype password:', and 'Phone: (last 4 digits only)'. A 'Check availability' button is next to the Personal ID field. A 'Register' button is located below these fields. At the bottom, there is a copyright notice for NoodleTools Inc. and links for Privacy Policy, Terms of Service, and Legal.

**Having trouble? Ask, email, or call!**  
**reference@necc.mass.edu ~ 978.556.3400**