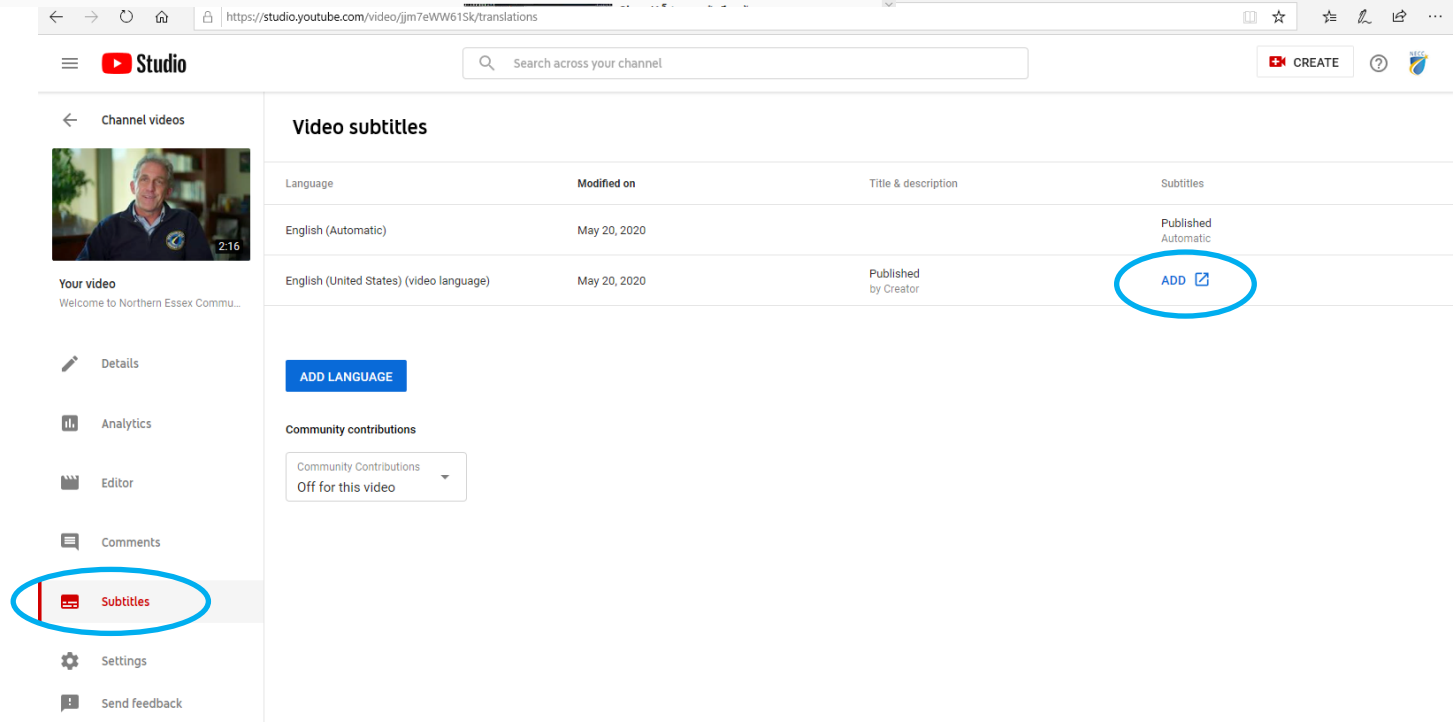


Login and click the "Edit Video Button"

Click subtitles- that will bring you to the subtitles pages. Then click "add" to add your captions.

(you can use the auto captions as a starting point-but they usually don't have punctuation, capital letters, and they have incorrect words.


Fixing their captions can be more time consuming and frustrating but it depends on the video- sometimes it can be useful.)



When you're finished, click "Return to YouTube Studio"

Return to YouTube Studio

Manage subtitles and closed captions: English (United States)



SELECT METHOD

Choose how you want to add subtitles or closed captions to this video:


- Upload a file
- Transcribe and auto-sync**
- Create new subtitles or CC

This option allows you to copy and paste your transcription.

When you're finished, click "Return to YouTube Studio"

Return to YouTube Studio

Transcribe and auto-sync



VIDEO TRANSCRIPT

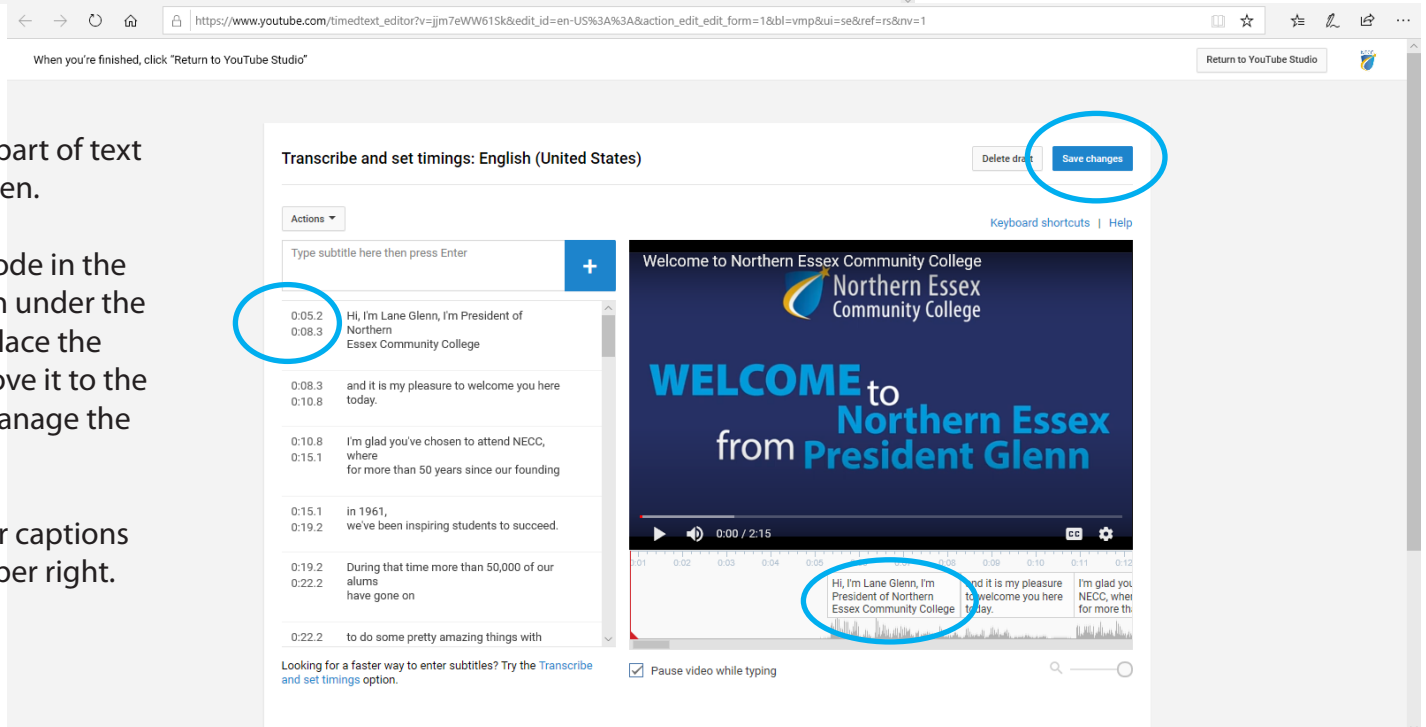
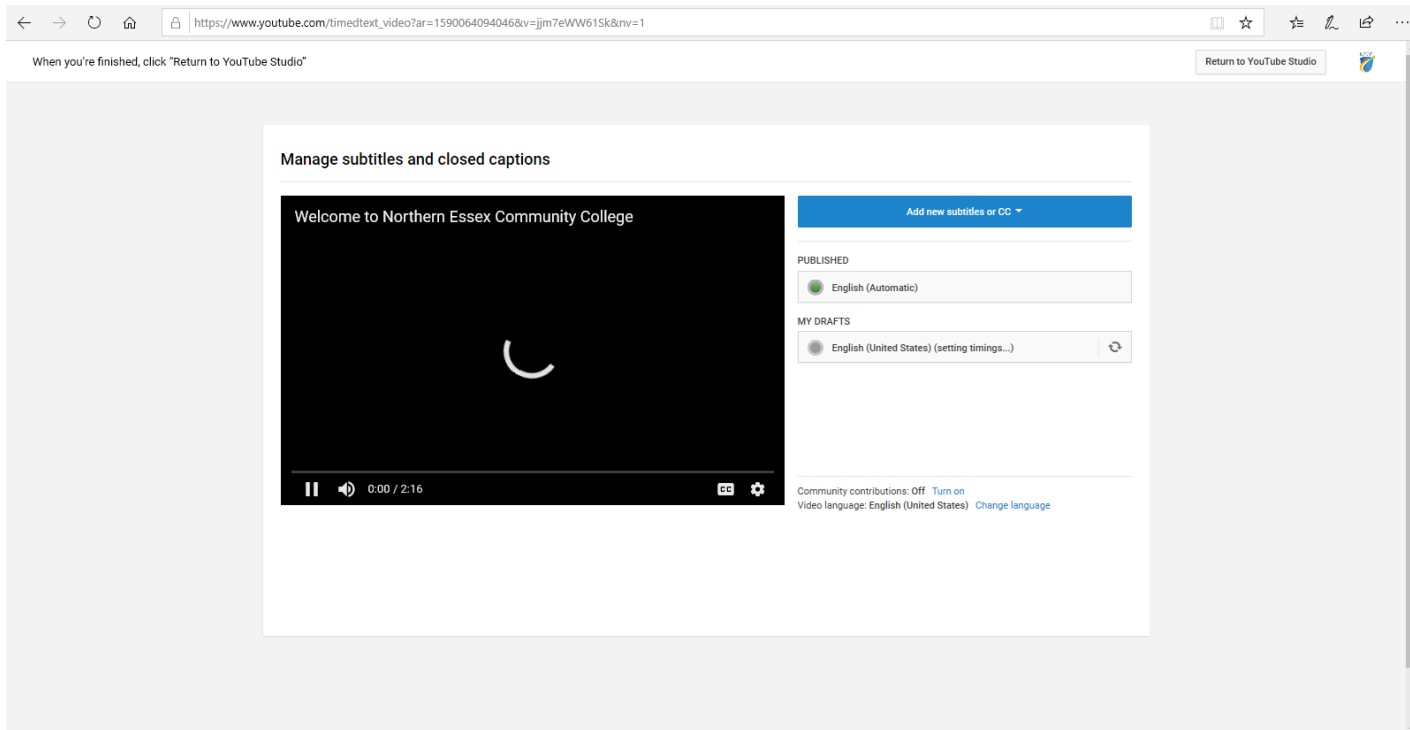
Type everything that's spoken in the video here, then click "Set timings" to automatically line up your text with the speech in the video.

community college-
Oscar Rose junior College of Midwest city Oklahoma
and I've spent my entire career in community college
campuses
where I know we have some of the best, hardest working,
most talented students, faculty, and staff anywhere in
higher Education.
You've made the right choice, I'm glad you are coming to
Northern Essex Community College,
I'm happy for you and I look forward to seeing you on
campus soon.

Pause video while typing

Exit **Set timings**

Click set timings.
This is where the captions are sync'd with the audio. It can take a bit of time if the video is long. If the video is short it can be pretty quick.



This is where you adjust each part of text to match up with what is spoken.

You can do it using the time code in the left panel or a dragging option under the video. The red marker is the place the video is currently. I usually move it to the middle so that it is easier to manage the captions around it.

When you are happy with your captions click "Save Changes" in the upper right.

← → ↻ 🏠 🔒 https://studio.youtube.com/video/jjm7eWW61Sk/translations

📄 ☆ 📌 📄 ⋮

📄 **Studio** 🔍 Search across your channel **CREATE** ? 🏠

← Channel videos

Video subtitles

Language	Modified on	Title & description	Subtitles
English (United States) (video language)	May 21, 2020	Published by Creator	Draft by Creator
English (Automatic)	May 20, 2020		Published Automatic

ADD LANGUAGE

Community contributions
Community Contributions
Off for this video

📄 **Subtitles**

⚙️ Settings
💬 Send feedback

When you're finished, click "Return to YouTube Studio" [Return to YouTube Studio](#)

After you publish your captions- I usually go in and "unpublish" the automatic captions so that it defaults to your captions. (and so that the auto captions don't accidentally play)

← → ↻ 🏠 🔒 https://www.youtube.com/timedtext_editor?v=jjm7eWW61Sk&lang=en&name=&kind=asr&contributor_id=0&bl=vmp&action_view_track=1&o=U&ar=1590067076042&nv=1

[Return to YouTube Studio](#)

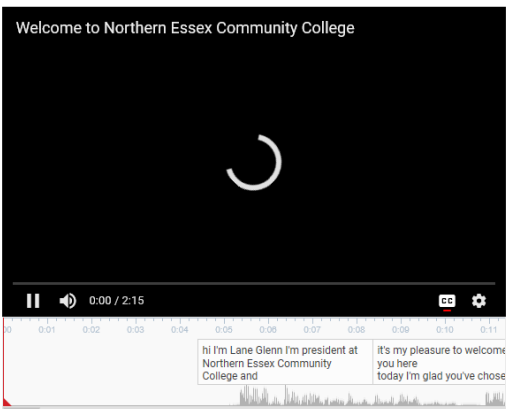
View published subtitles and CC: English (Automatic)

Subtitles/CC source: Automatic

[edit](#) [Unpublish](#)

Actions ▾

0:04.4 0:08.3	hi I'm Lane Glenn I'm president at Northern Essex Community College and
0:08.3 0:11.9	it's my pleasure to welcome you here today I'm glad you've chosen to attend
0:11.9 0:16.4	to any cc where for more than 50 years since our founding in 1961
0:16.4 0:21.4	we've been inspiring students to succeed during that time more than 60,000 of our
0:21.4 0:24.2	alums have gone on to do some pretty amazing things with their Northern Essex
0:24.2 0:28.4	education and I know you will too now the orientation video that you're about
0:28.4 0:31.9	to watch will go into a lot more detail but for now I thought I'd share just a



🔍